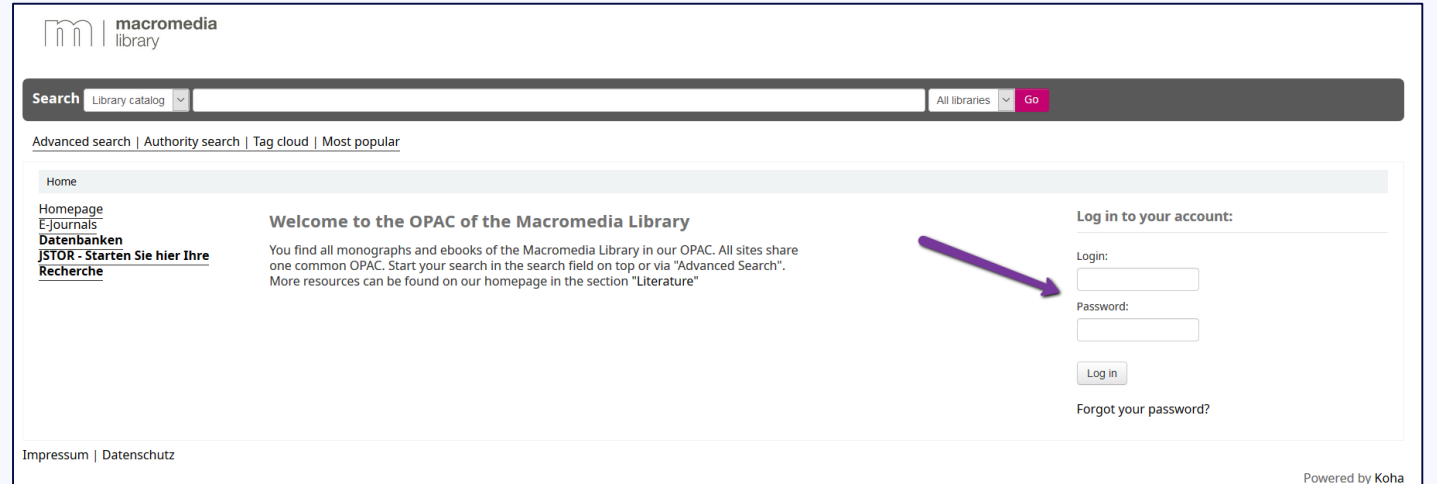


1. Access via library account:

- » **a)** Log in to the physical media catalog (OPAC) via the library homepage.
- » **b)** The login name is the first letter of your first name plus your last name (e.g. jdoe). The password is your library password.

...




The screenshot shows the Macromedia Library OPAC homepage. At the top, there is a search bar with a dropdown menu set to 'Library catalog' and a 'Go' button. Below the search bar, there are links for 'Advanced search', 'Authority search', 'Tag cloud', and 'Most popular'. The main content area is divided into three columns. The left column contains links for 'Home', 'Homepage', 'E-journals', 'Datenbanken', 'JSTOR - Starten Sie hier Ihre Recherche', and 'Recherche'. The middle column has a heading 'Welcome to the OPAC of the Macromedia Library' and a paragraph: 'You find all monographs and ebooks of the Macromedia Library in our OPAC. All sites share one common OPAC. Start your search in the search field on top or via "Advanced Search". More resources can be found on our homepage in the section "Literature"'. The right column is titled 'Log in to your account:' and contains a 'Login:' field, a 'Password:' field, a 'Log in' button, and a 'Forgot your password?' link. A purple arrow points from the 'Log in' button to the 'Forgot your password?' link. At the bottom left, there are links for 'Impressum' and 'Datenschutz'. At the bottom right, it says 'Powered by Koha'.

...

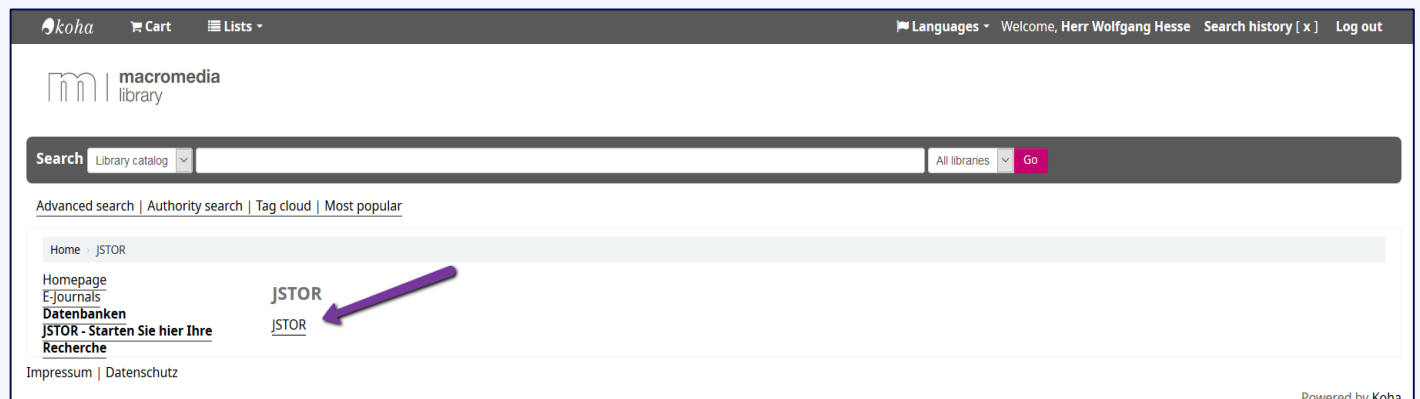
» **c)** Once you are logged in, click on "JSTOR - Start your research here" on the left.

» **d)** A new link "JSTOR" appears. Click on this link in order to get access to JSTOR.

...



The screenshot shows the Macromedia library homepage. At the top, there is a navigation bar with 'koha', 'Cart', 'Lists', 'Languages', 'Welcome, Herr Wolfgang Hesse', and 'Log out'. Below this is the 'macromedia library' logo and a search bar. The search bar contains 'Library catalog' and 'All libraries' with a 'Go' button. Below the search bar are links for 'Advanced search', 'Authority search', 'Tag cloud', and 'Most popular'. The main content area shows a breadcrumb trail 'Home > Herr Wolfgang Hesse > Your summary' and a welcome message 'Hello, Herr Wolfgang Hesse'. A purple arrow points to the link 'JSTOR - Starten Sie hier Ihre Recherche' in the left sidebar. A yellow banner at the bottom contains a 'Please note' message about card expiration.

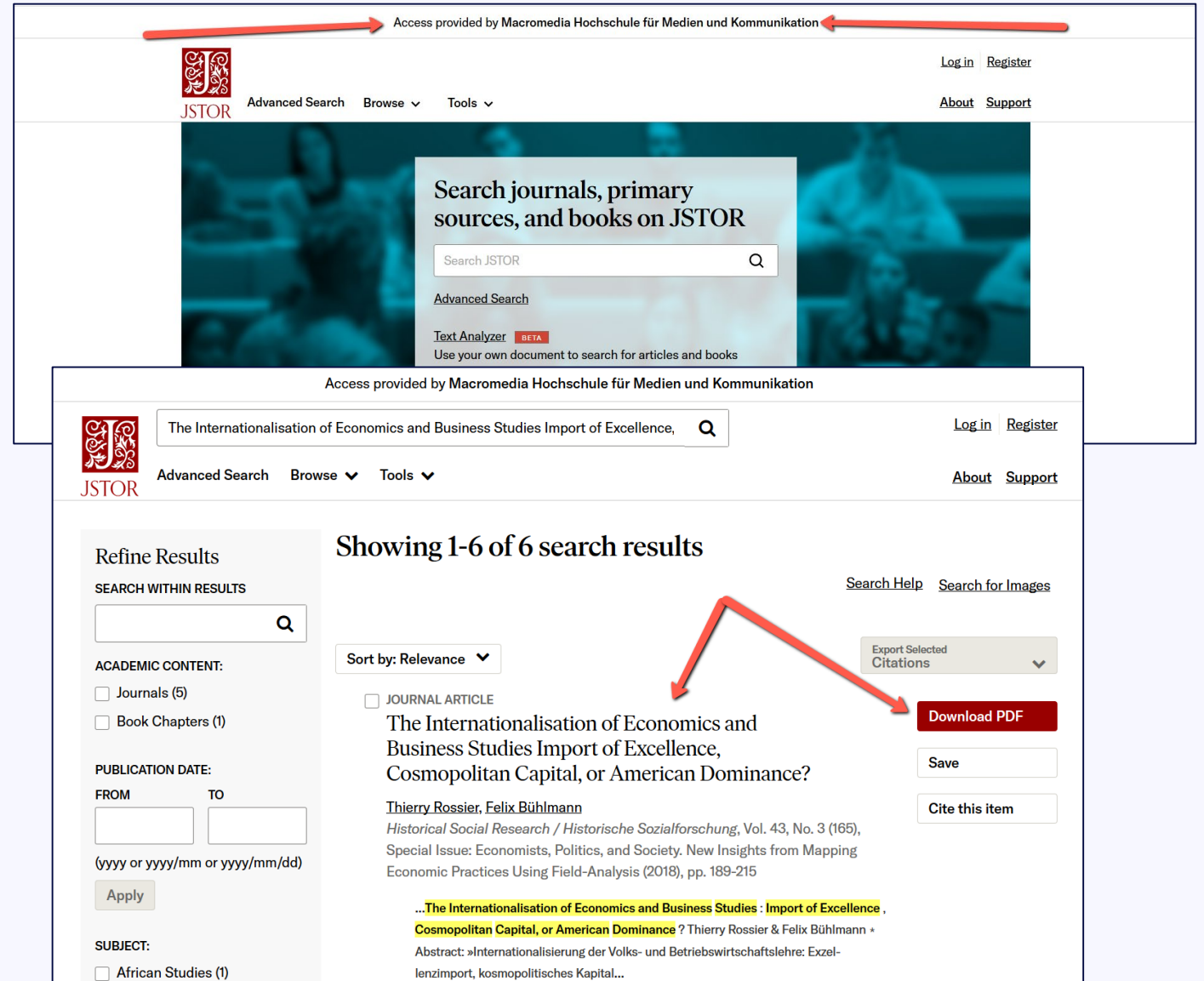


The screenshot shows the Macromedia library homepage after clicking the 'JSTOR' link. The breadcrumb trail now reads 'Home > JSTOR'. The left sidebar still contains the same navigation links. A purple arrow points to the 'JSTOR' link in the main content area. The 'Please note' banner is still visible at the bottom. The footer contains 'Impressum | Datenschutz' and 'Powered by Koha'.

...

You can tell that it has worked by the message: "Access provided by Macromedia University of Media and Communication".

» Here you can now paste the title of the journal article you copied earlier and access the respective PDF after a successful search.



The screenshot displays the JSTOR search interface. At the top, a red arrow points to the text "Access provided by Macromedia Hochschule für Medien und Kommunikation". The search bar contains the text "The Internationalisation of Economics and Business Studies Import of Excellence,". The search results section shows "Showing 1-6 of 6 search results". The first result is a journal article titled "The Internationalisation of Economics and Business Studies Import of Excellence, Cosmopolitan Capital, or American Dominance?" by Thierry Rossier and Felix Bühlmann. A red arrow points to the "Download PDF" button next to the article title. The interface also includes a "Refine Results" sidebar on the left and a "Sort by: Relevance" dropdown menu.



hochschule
macromedia