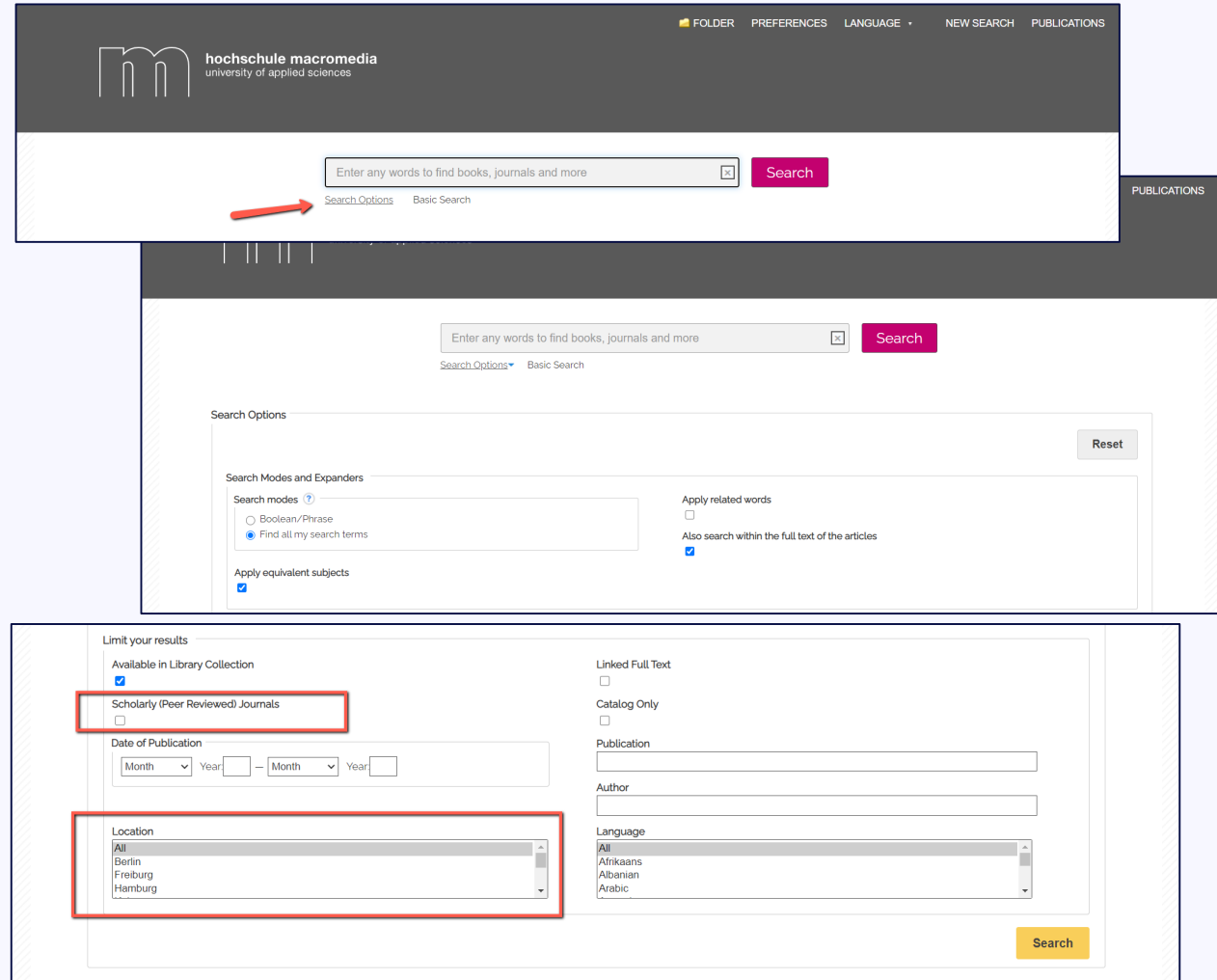


Using the Advanced Search (e.g. to search for authors)

1. Access the discovery system (Macromedia Catalog) via the library homepage.

2. By clicking on "Search options" you get further possibilities to limit or extend searches.

3. In this way, searches can be limited to "scientific (peer-reviewed) journals" or to the library of one's own location by selecting "Location".



The screenshot displays the Macromedia Catalog search interface. At the top, there is a search bar with the text "Enter any words to find books, journals and more" and a "Search" button. Below the search bar, there are two tabs: "Search Options" (selected) and "Basic Search".

The "Search Options" section includes a "Reset" button and several checkboxes and radio buttons:

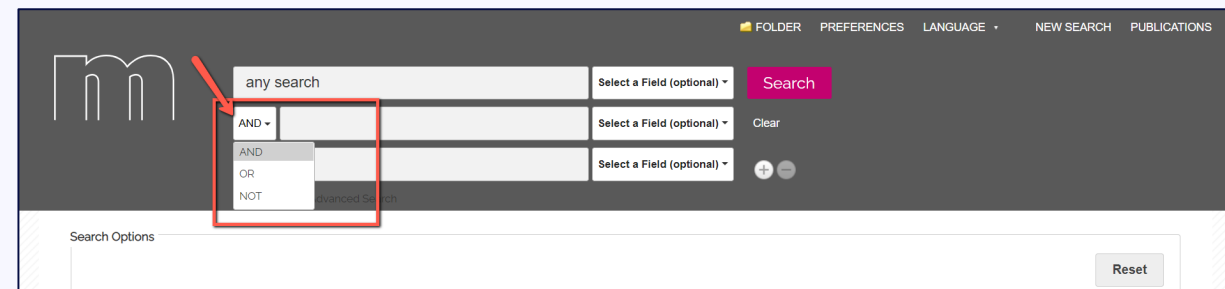
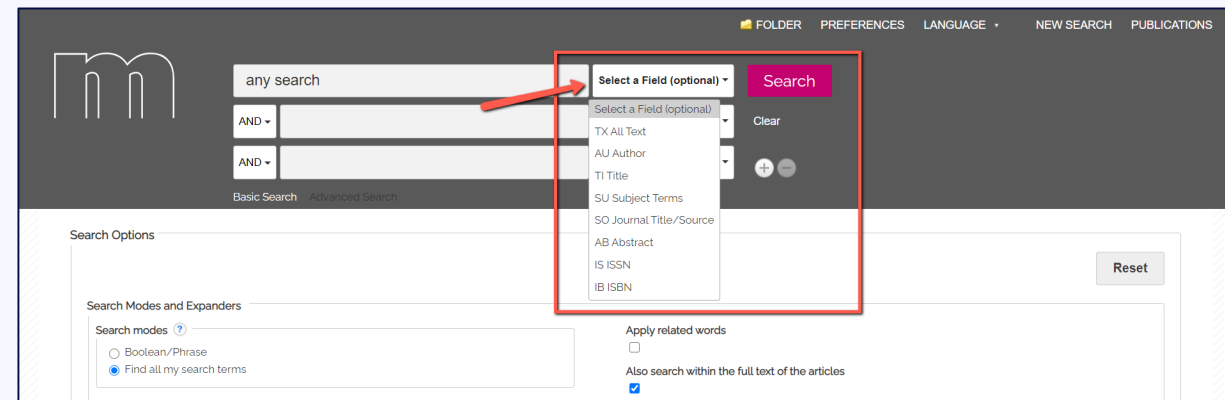
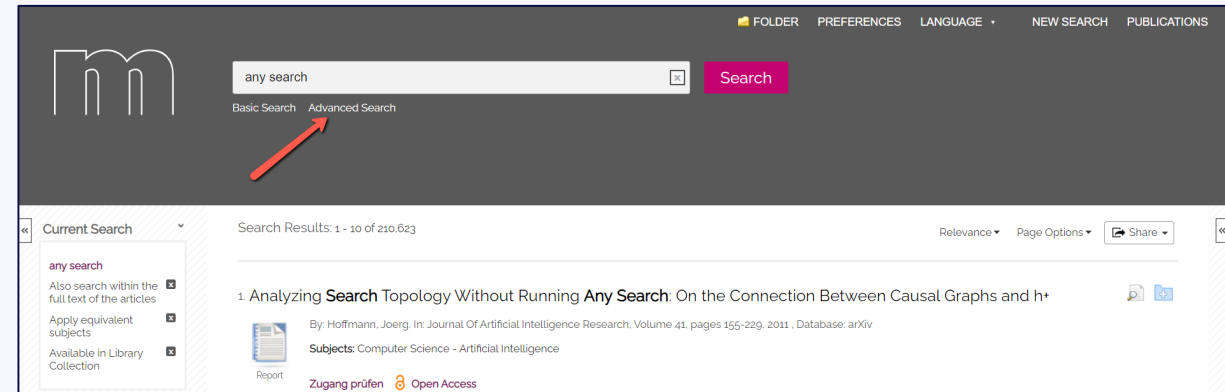
- Search Modes and Expanders:**
 - Search modes: Boolean/Phrase, Find all my search terms
 - Apply related words:
 - Also search within the full text of the articles:
 - Apply equivalent subjects:
- Limit your results:**
 - Available in Library Collection:
 - Scholarly (Peer Reviewed) Journals: (highlighted with a red box)
 - Date of Publication: Month [v] Year [] - Month [v] Year []
 - Location: [v] (highlighted with a red box, showing a list: All, Berlin, Freiburg, Hamburg)
 - Linked Full Text:
 - Catalog Only:
 - Publication: []
 - Author: []
 - Language: [v] (showing a list: All, Afrikaans, Albanian, Arabic)

A "Search" button is located at the bottom right of the "Limit your results" section.

4. After a search has been performed, it is also possible to call the "Advanced Search".

5. In addition to the search options from screenshot 3, another selection field is displayed where you can enter further choices, such as author or ISBN / ISSN.

6. These fields can be connected via the operators AND, OR and NOT, which either allows the search to be supplemented by further search terms or allows certain search terms to be excluded.





hochschule
macromedia